



DSPV Series

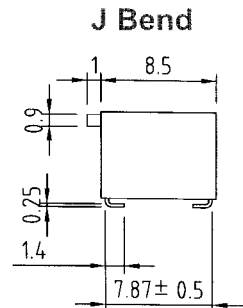
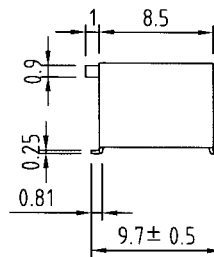
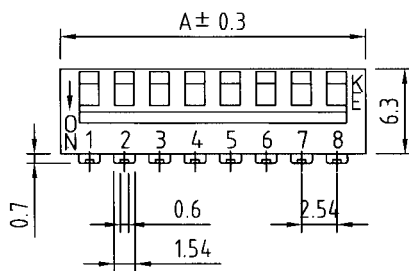
PIANO SMD Type DIP SW



Features

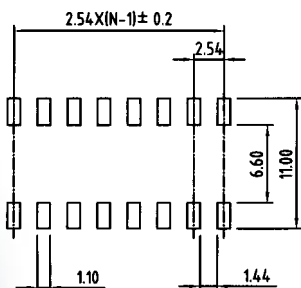
- All materials are UL 94V-0 grade, high temperature resistance plastic.
- Twin contact design to ensure stable contact.
- Gold-plated contact to ensure low contact resistance, Tin plated terminals to prevent contamination during soldering.

Dimensions (unit: mm)

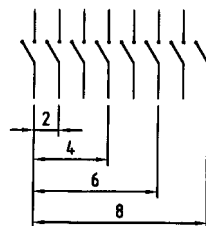


No. of Positions		2	3	4	5	6	7	8	9	10	12
A	mm	6.08	8.72	11.90	14.44	16.98	19.52	22.06	24.60	27.14	32.22
	inch	0.23	3.43	0.46	0.56	0.66	0.76	0.86	0.96	1.06	12.68

P.C.B. Layout (unit: mm)



Circuitry



Material

Part Name	Material	Finished
Base	PPS UL94 V0	Black
Cover	PPS UL94 V0	Black
Actuator	Nylon UL94 V0	White
Movable	Copper Alloy	Gold/Tin
Terminal Contact	Brass	Gold/Tin
Terminal	Brass	Gold/Tin

Ratings:

Contact Rating

- Switching : 25mA at 24VDC
 Non-Switching : 100mA at 50VDC

Contact Resistance

- Initial : 50mΩ Max
 After life : 100mΩ Max
 Insulation Resistance : 100mΩ Max, Min at 100VDC
 Dielectric Strength : 500VAC for 60 seconds
 Switch Capacitance : 5pF Max at 1MHz
 Operation Temperature : -30°C to +85°C
 Storage Temperature : -40°C to +85°C

Mechanical & Processing

- Operation Force : 500gf Max
 Mechanical Life : 2000 cycles operations
 Resistance to Soldering : 250°C ± 10°C for 10 seconds

DSIC / DSPV Series

Environmental

Gold Testing

Switches under temperature at $-40^{\circ}\text{C}\pm 2^{\circ}\text{C}$ for 96 hours

Dry Heat Testing

Switches under temperature at $85^{\circ}\text{C}\pm 2^{\circ}\text{C}$ for 96 hours

Humidity

Per MIL-STD-202F, Method 103B, Test Condition B:

There shall be no evidence of corrosion and the insulation resistance shall be no less than 100 megaohms.

Vibration:

Per MIL-STD-202F, Method 204D, Test Condition A:

There shall be no opening of closed contacts or closing of open contacts in excess of 10 microseconds.

Shock:

Per MIL-STD-202F, Method 213B, Test Condition A:

There shall be no opening of closed contacts or closing of open contacts in excess of 10 microseconds.

Thermal Shock:

Per MIL-STD-202F, Method 107G, Test Condition A:

There shall be no evidence of physical damage or permanent change in electrical characteristics.

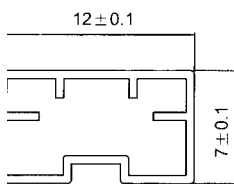
Salt-Spray Test

Per MIL-STD-202F, Method 101D, Test Condition B:

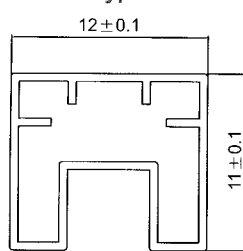
There are under $35\pm 2^{\circ}\text{C}$ in temperature and $5\pm 1\%$ salt-water concentration for 48 ± 1 hours.

Packing Specifications

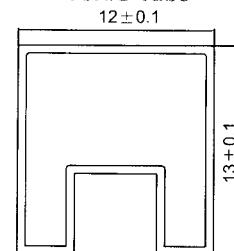
S Type Tube



A/H Type Tube

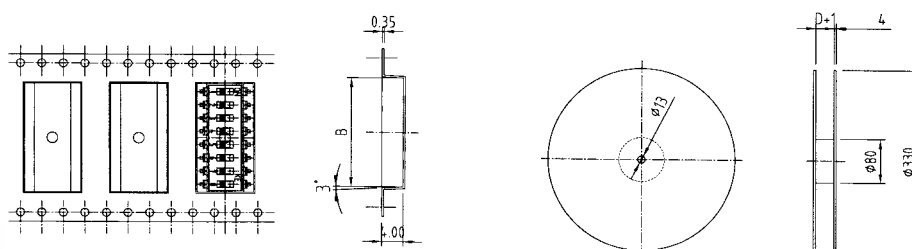


A/H/S Tube



Unit: Piece/per Tube

Package	Pole	2	3	4	5	6	7	8	9	10	12
Tube	Q'TY	100	66	50	40	33	28	25	22	20	16
Tube	Q'TY	83	58	42	35	30	26	23	20	18	15



Unit: Piece/per Reel

Package	Pole	2	3	4	5	6	7	8	9	10	12
Reel	Q'TY	1,000	1,000	1,000	1,000	1,000	1,000	1,000	1,000	1,000	1,000